


New Teacher Support

Q11.1 As a beginning teacher, I have received the following kinds of support.

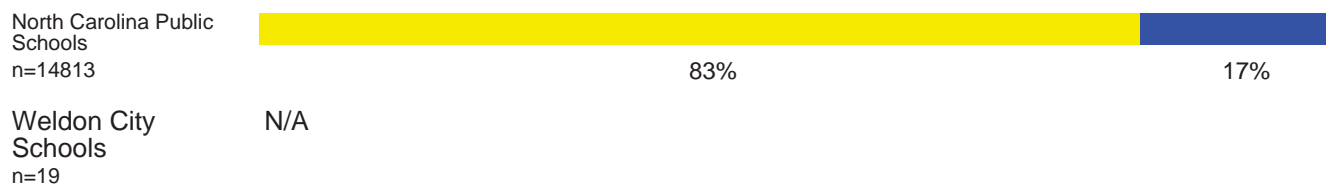
■ Yes

■ No

a. Formally assigned mentor



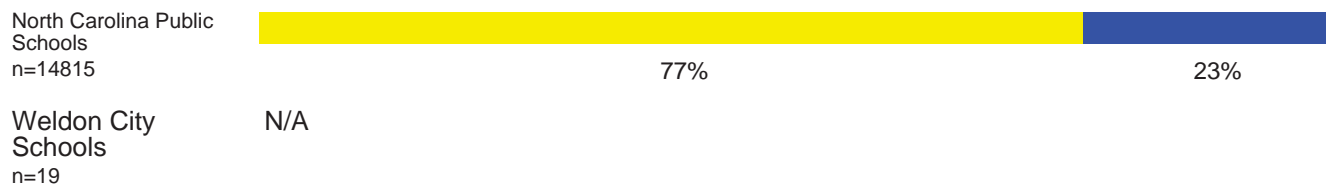
b. Seminars specifically designed for new teachers



c. Reduced workload



d. Common planning time with other teachers



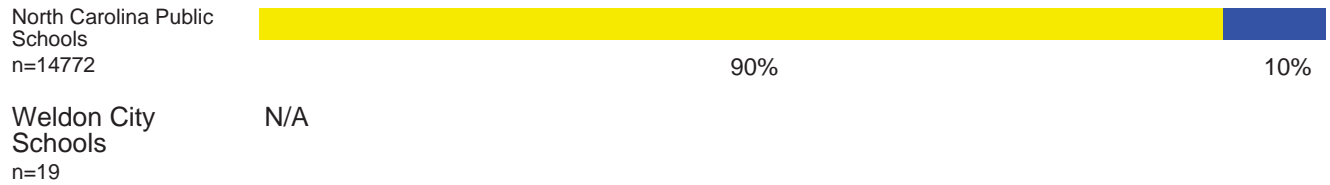
e. Release time to observe other teachers



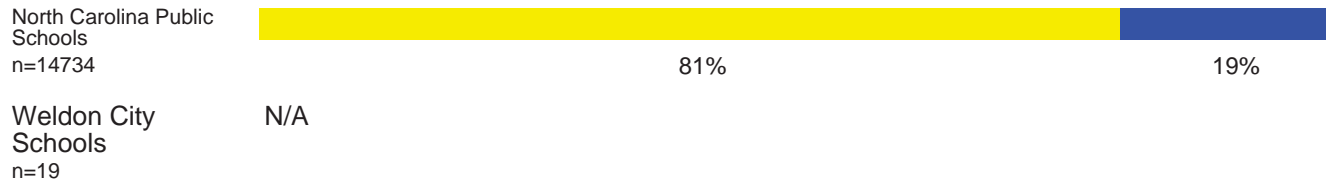
f. Formal time to meet with mentor during school hours



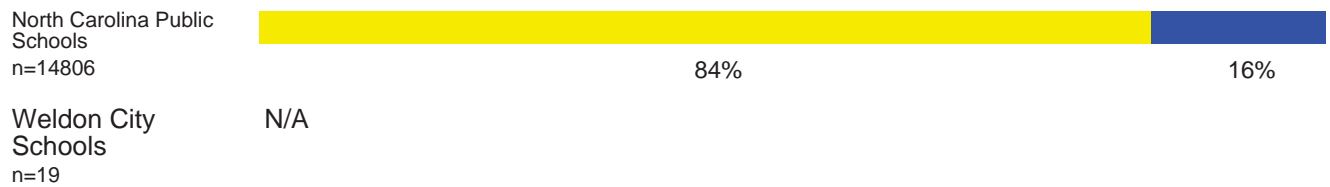
g. Orientation for new teachers



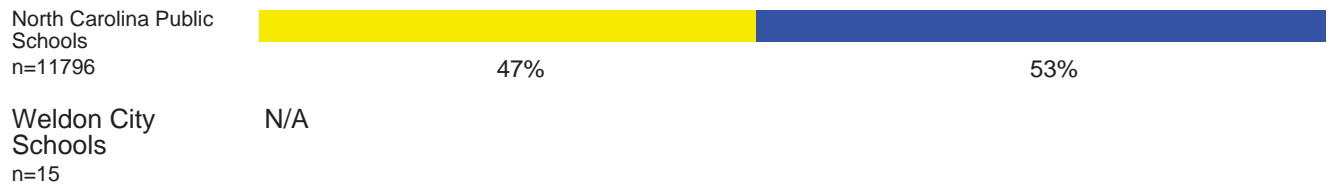
h. Access to professional learning communities where I could discuss concerns with other teacher(s)



i. Regular communication with principals, other administrator or department chair



j. Other



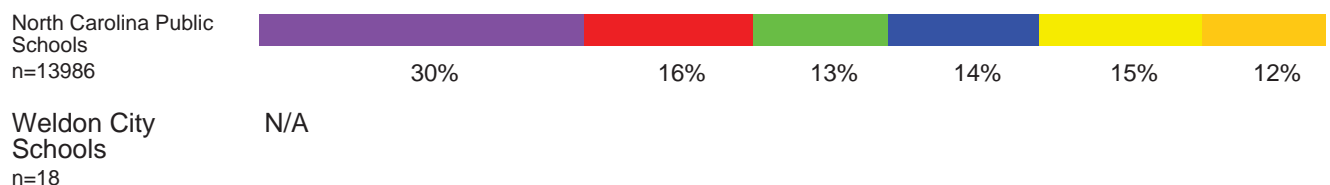
k. I received no additional support as a new teacher.

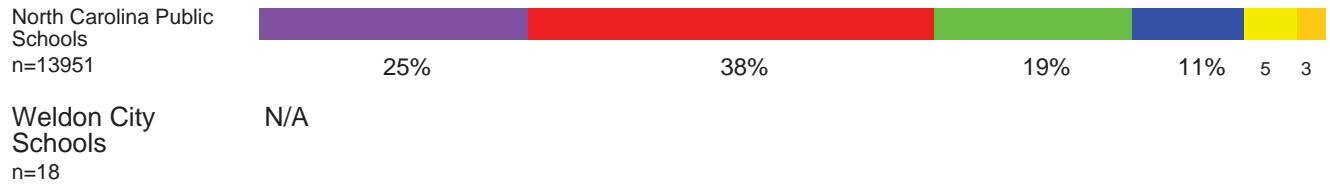

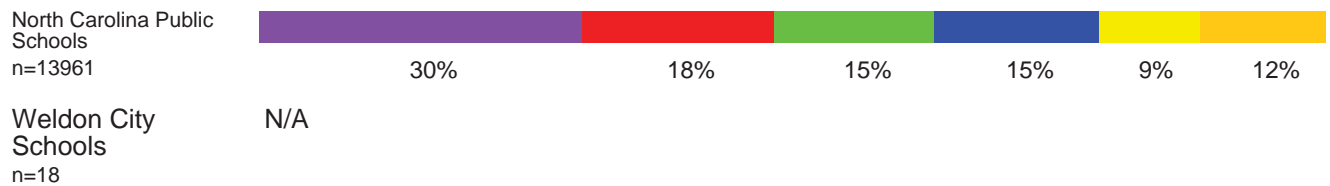
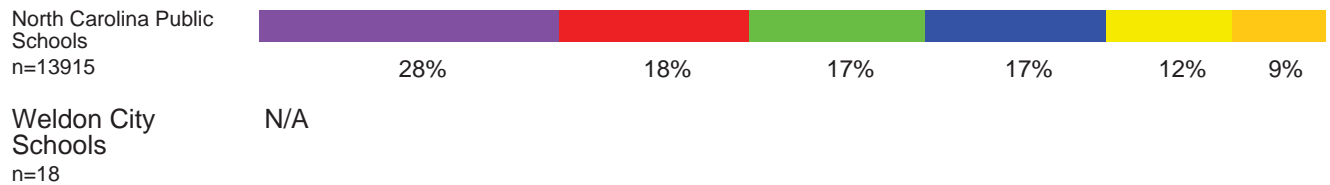
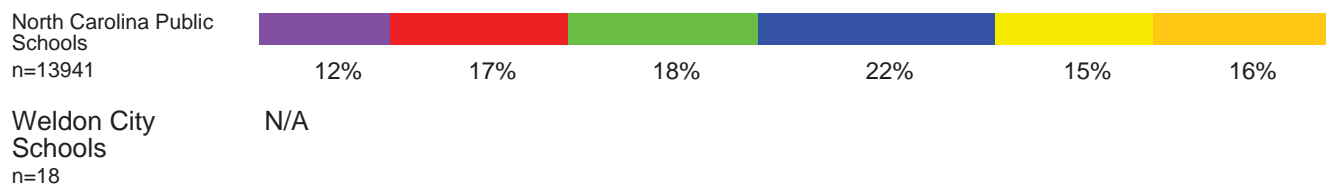
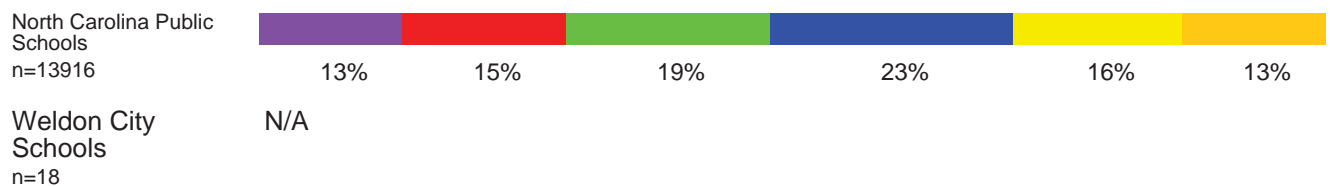
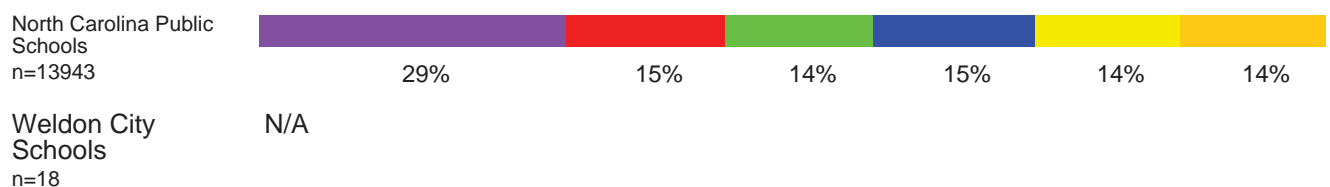


Q11.2 On average, how often did you engage in each of the following activities with your mentor?



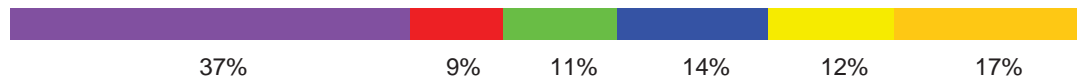
a. Developing lesson plans



b. Being observed teaching by my mentor**c. Observing my mentor's teaching****d. Analyzing student work****e. Reviewing results of students' assessments****f. Addressing student or classroom behavioral issues****g. Reflecting on the effectiveness of my teaching together****h. Aligning my lesson planning with the state curriculum and local curriculum**

i. Other

North Carolina Public
Schools
n=9084



Weldon City
Schools
n=13

N/A

Q11.3 How much did the support you received from your mentor influence your practice in the following areas?



a. Instructional strategies

North Carolina Public
Schools
n=13903

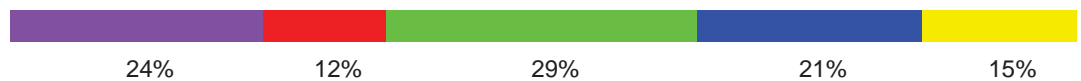


Weldon City
Schools
n=18

N/A

b. Subject matter I teach

North Carolina Public
Schools
n=13875



Weldon City
Schools
n=18

N/A

c. Classroom management strategies

North Carolina Public
Schools
n=13873

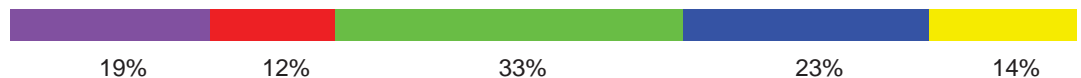


Weldon City
Schools
n=18

N/A

d. Using data to identify student needs

North Carolina Public
Schools
n=13789

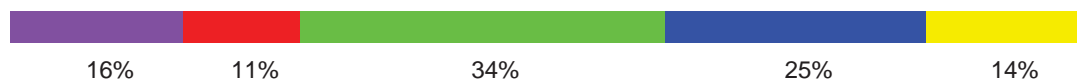


Weldon City
Schools
n=18

N/A

e. Differentiating instruction based upon individual student needs and characteristics

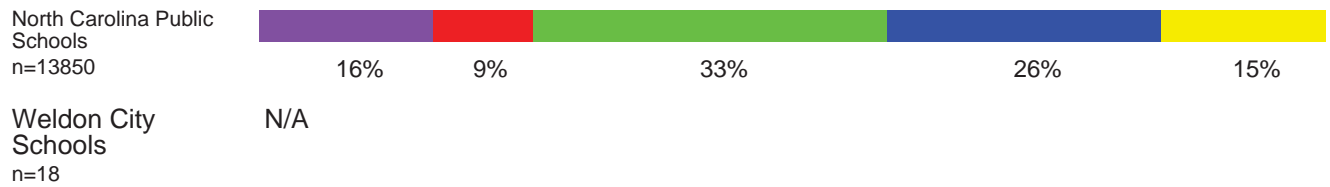
North Carolina Public
Schools
n=13811



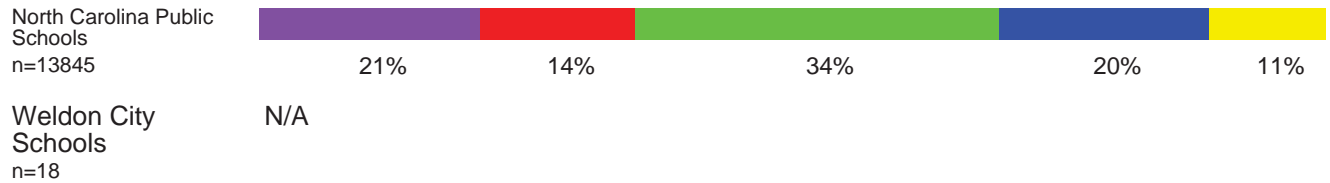
Weldon City
Schools
n=18

N/A

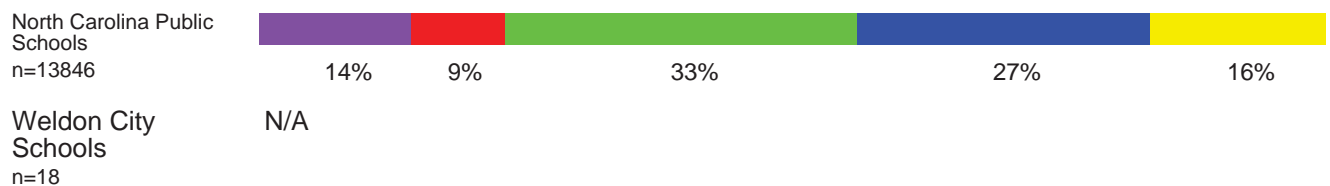
f. Creating a supportive, equitable classroom where differences are valued



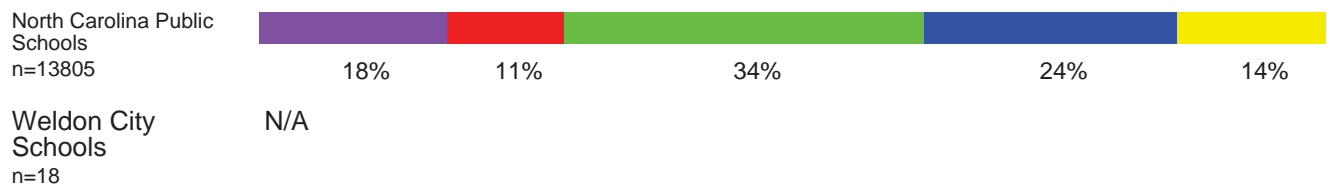
g. Enlisting the help of family members, parents and/or guardians



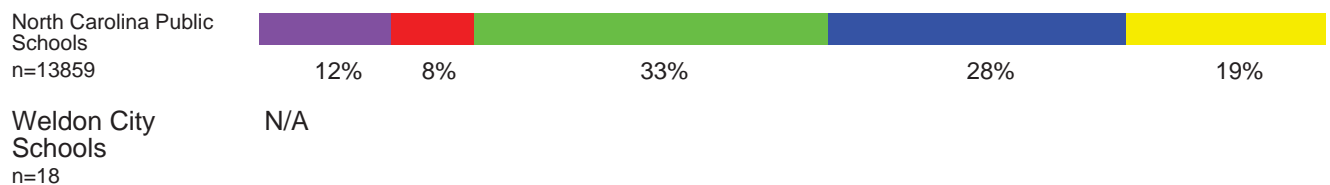
h. Working collaboratively with other teachers at my school



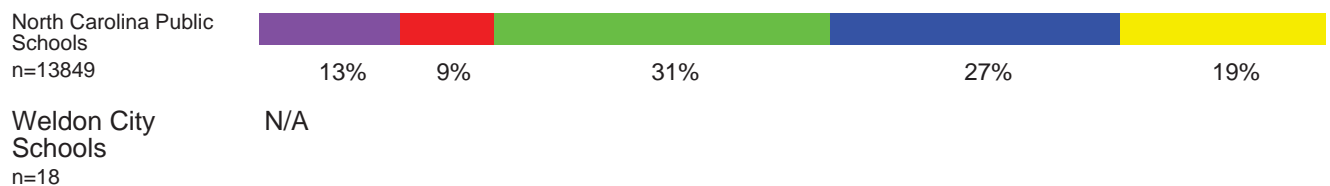
i. Connecting with key resource professionals (e.g., coaches, counselors, etc.)



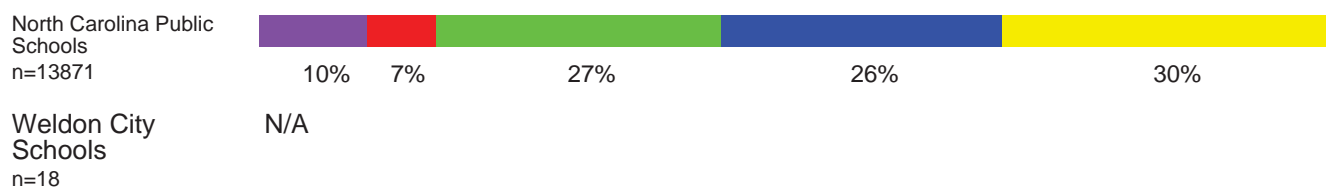
j. Complying with policies and procedures



k. Completing administrative paperwork

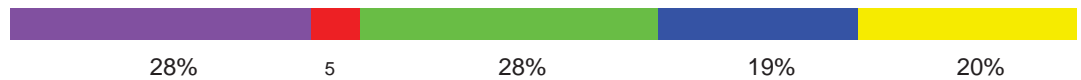


l. Providing emotional support



m. Other

North Carolina Public
Schools
n=9326



Weldon City
Schools
n=15

N/A

Q11.4 Please indicate whether each of the following were true for you and your mentor.

☐ Yes

☐ No

a. My mentor and I were in the same building.

North Carolina Public
Schools
n=13943



Weldon City
Schools
n=18

N/A

b. My mentor and I taught in the same content area.

North Carolina Public
Schools
n=13863



Weldon City
Schools
n=18

N/A

c. My mentor and I taught the same grade level.

North Carolina Public
Schools
n=13847



Weldon City
Schools
n=18

N/A

Q11.5 Overall, the additional support I received as a new teacher improved my instructional practice.

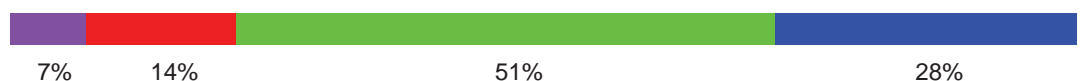
☐ Strongly disagree

☐ Disagree

☐ Agree

☐ Strongly agree

North Carolina Public
Schools
n=14428 / dk=383



Weldon City
Schools
n=17 / dk=1

N/A

Q11.6 Overall, the additional support I received as a new teacher has helped me to impact my students' learning.

■ Strongly disagree
 ■ Disagree
 ■ Agree
 ■ Strongly agree



Weldon City Schools
n=16 / dk=1

N/A

Q11.7 Overall, the additional support I received as a new teacher has been important in my decision to continue teaching at this school.

■ Strongly disagree
 ■ Disagree
 ■ Agree
 ■ Strongly agree



Weldon City Schools
n=17 / dk=2

N/A